


Top Tips from an Art Director


How to Get Your Foot in the Door
of Children's Book Publishing



LITTLE, BROWN AND COMPANY
BOOKS FOR YOUNG READERS



















 Send  Discard  Attach File  Signature  Sensitivity ...




From: Tracy Shaw (Tracy.Shaw@hbgusa.com) 

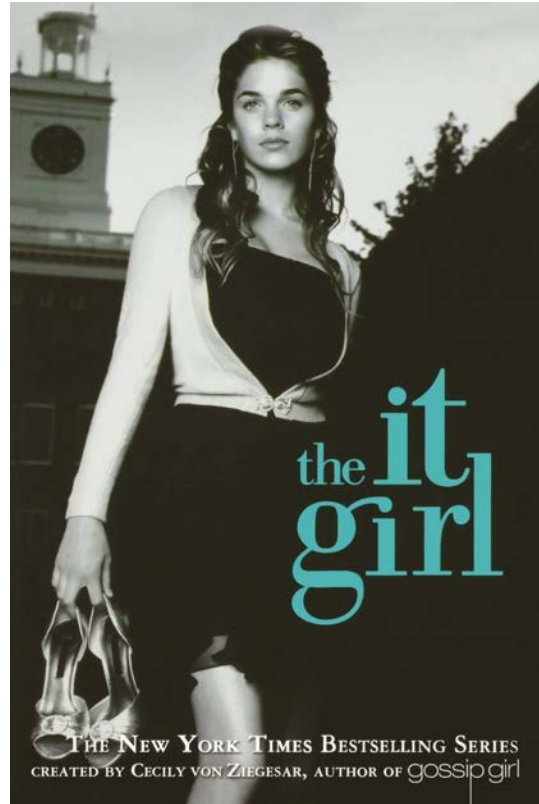
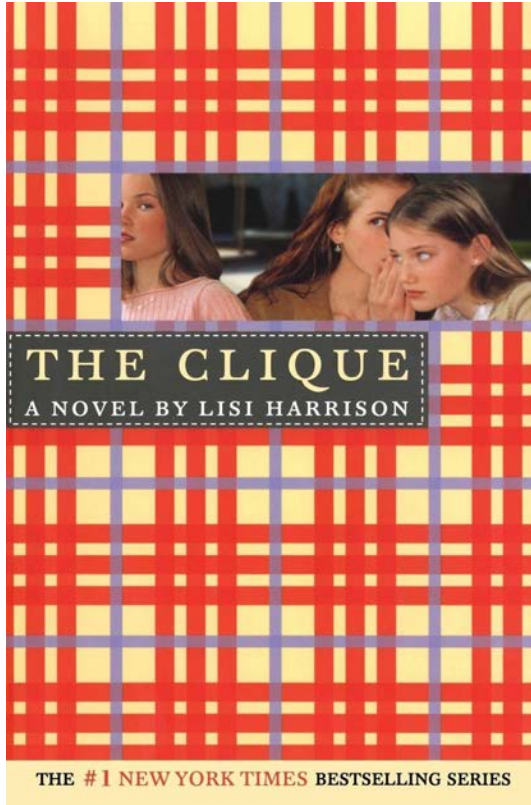
To: | Cc Bcc

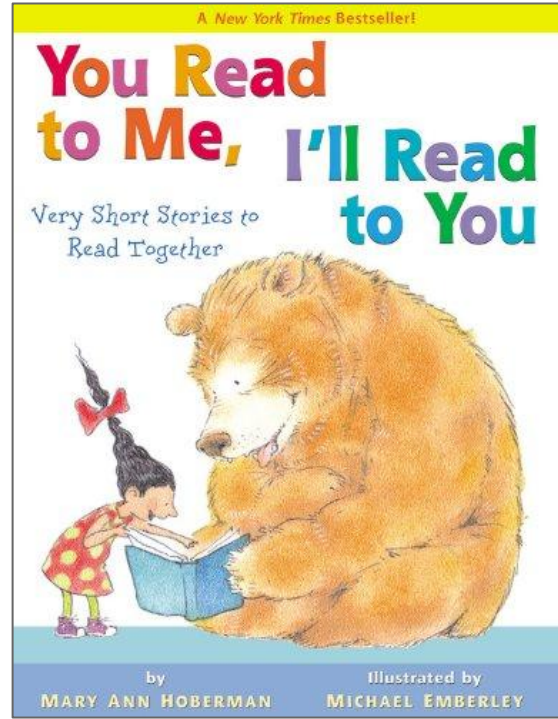


Subject: **NICE TO MEET YOU!** Priority 

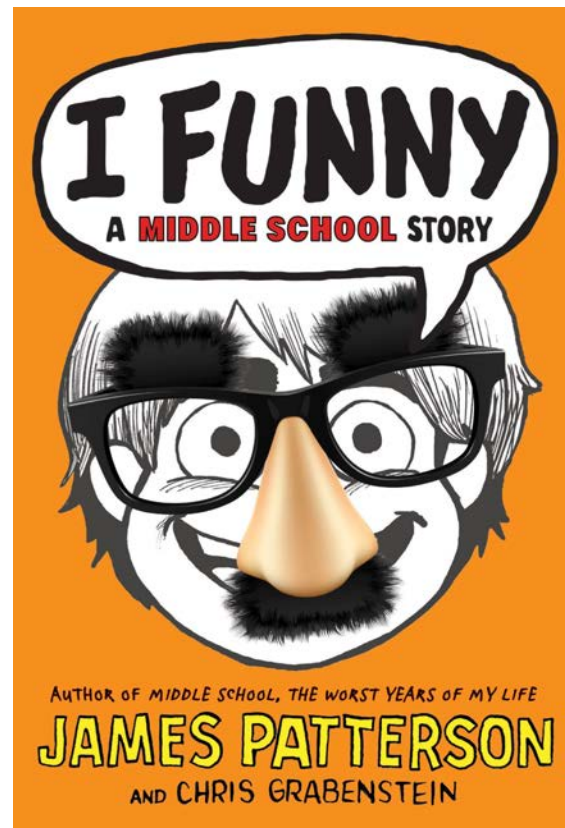

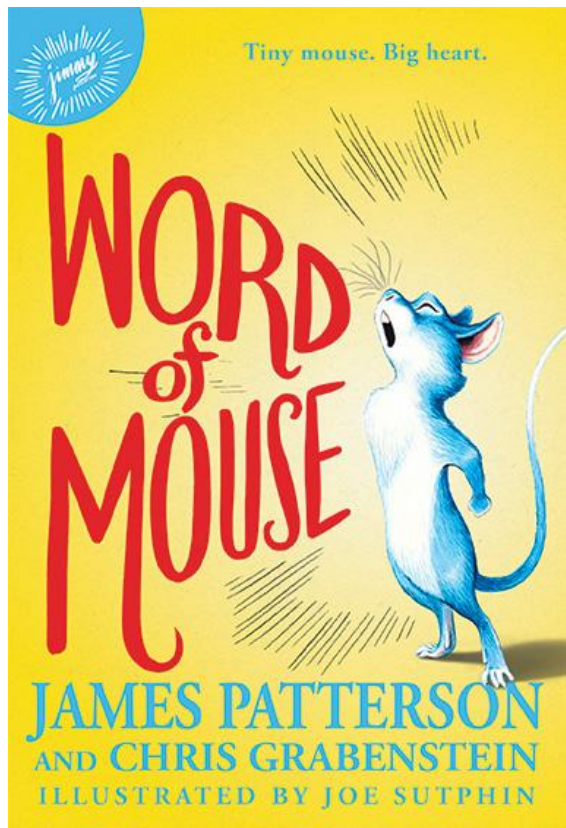
Calibri (Body) 11  **B** *I* U               

Tracy Shaw
Art Director, LBYR
(Little Brown, Books for Young Readers)









JAMES PATTERSON PRESENTS

NATASHA NGAN

GIRLS
OF
PAPER
AND
FIRE

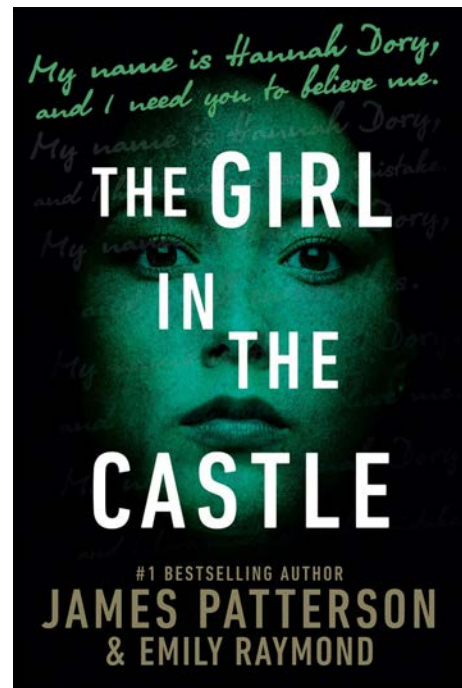


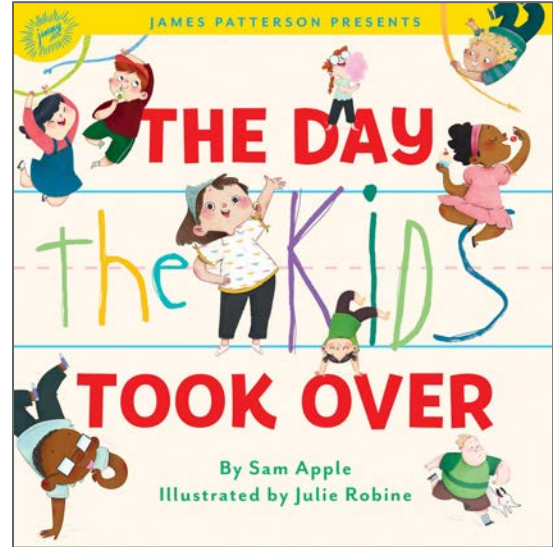


JAMES PATTERSON PRESENTS

THE #1 *New York Times* BESTSELLER

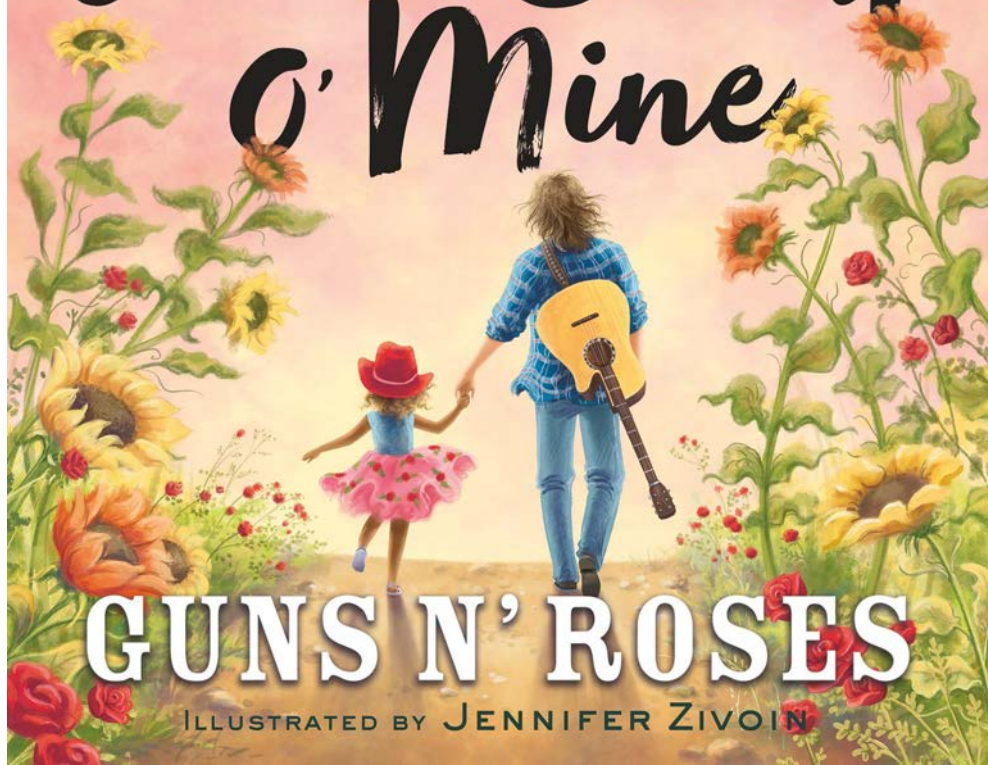
Stalking
**JACK THE
RIPPER**

KERRI MANISCALCO





Sweet Child o' Mine



GUNS N' ROSES


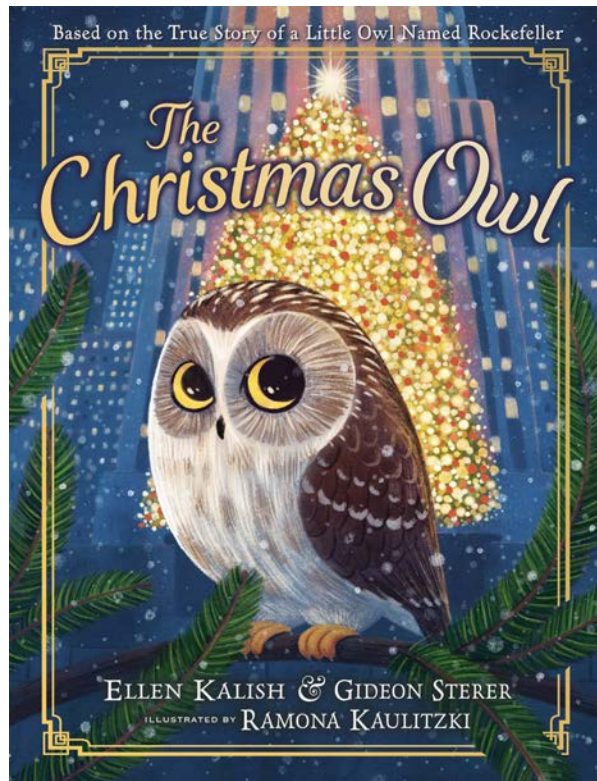

ILLUSTRATED BY JENNIFER ZIVOIN





I Do **Not** Eat Children






Marcus
Cutler

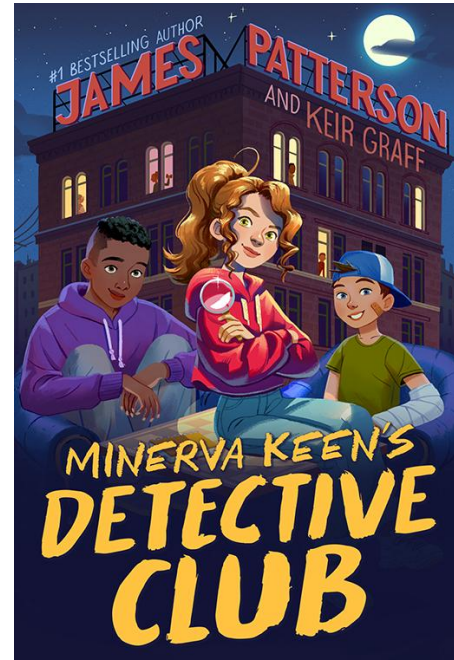
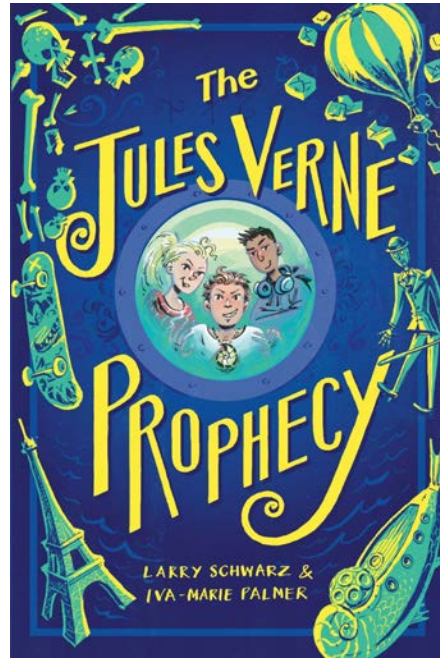





Board books and Novelty (Ages 0-3)




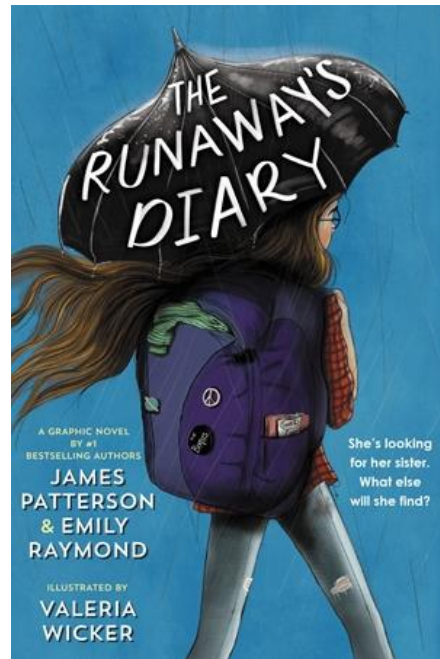

Picture Books (Ages 3-8)



Middle Grade (Ages 8-12)



Young Adult (Ages 12+)



Graphic Novel (All Ages)



A typical day . . .

- Develop art schedule
- Review sketches
- Cover concept
- Build mechanicals
- Respond to artist queries
- Meet with Editorial
- Review proof
- Read emails
- Write emails
- Edit/retouch artwork
- Transmit files to our Production team
- Meet with artist agents
- Attend general meetings
- Delete emails

General picture book schedule

	FALL			WINTER			SUMMER		
	STANDARD SCHEDULE	RUSH SCHEDULE	CRASH SCHEDULE	STANDARD SCHEDULE	RUSH SCHEDULE	CRASH SCHEDULE	STANDARD SCHEDULE	RUSH SCHEDULE	CRASH SCHEDULE
MS due to Copyediting	12/1	2/15	7/1	3/1	5/15	10/1	7/1	9/15	2/1
Text galley due to Illustrator	12/15	3/1	7/8	3/15	6/1	10/8	7/15	10/1	4/8
Sketches due	2/1	4/15	8/8	5/1	7/15	11/1	9/1	11/15	3/1
Sketch meeting	2/8	4/22	8/15	5/8	7/22	11/8	9/8	11/22	3/8
Sketches approved	4/1	6/15	9/15	7/1	9/15	12/22	11/1	1/15	4/15
Jacket/Case concept/sketch to Jacket Comm	5/1	7/1	9/1	8/1	10/1	12/1	12/1	2/1	4/1
1st pass mechs route (w/sketches)	5/1	7/1	9/22	8/1	10/1	1/8	12/1	2/1	4/22
2nd pass mechs route (w/sketches)	6/1	8/1	10/15	9/1	11/1	1/29	1/2	3/1	5/15
Jacket Art Due	6/15	8/15	9/15	9/15	11/15	2/1	1/15	3/15	6/1
Art Due	8/1	10/1	11/1	11/1	1/2	2/1	3/1	5/1	6/1


Send Discard Attach File Signature Sensitivity

From: Tracy Shaw (Tracy.Shaw@hbgusa.com) ⤴
To: | Cc Bcc
Subject: SKETCH REVIEW Priority


Calibri (Body) 11 Bold Italic Underline Link Unlink Text Color Background Color Bulleted List Numbered List Decrease Indent Increase Indent Insert Link Unlink Table Grid Undo Redo Spell Check More

Let's meet to go over the sketches together!


Tracy




7"x 11-3/4"




11"x 9-1/2"




10"x 10"



7-1/4"x 9-1/2"

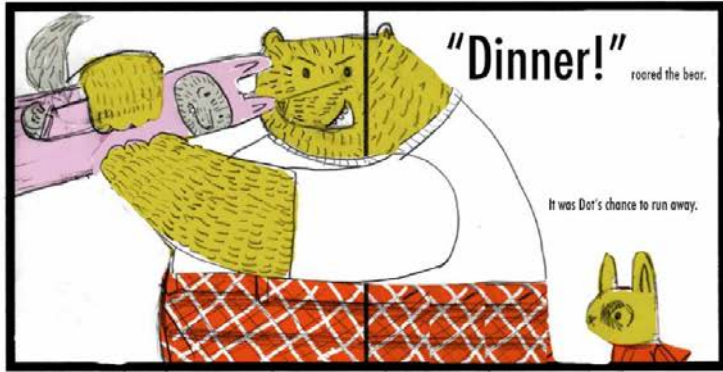


7"x 8-1/2"




7"x 7"


Sketch



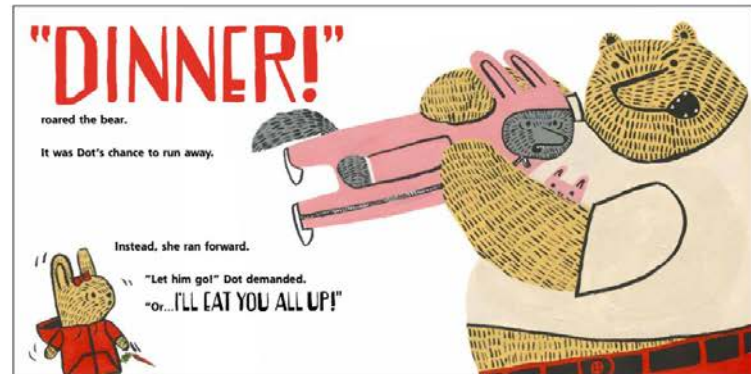
Revised sketch



Layout 1



Final layout



After a full day of school, I brainstorm ideas for my quilt square in my room.

I'll make cutouts of musical notes for singing with Ms. Lewis,
I'll sketch a fantastical galactical spaceship tree,
and last but not least, I'll draw the cover of my favorite book.

psk, I'm not sure the artificial
e-fanako work here since this
all one sentence. If not
regarding the text in some way,
is this all together and indented
first line?

Yes, let's run this text
together and indent first
line.

DES: Is there too much blank space on this
side of the spread? Should we move
Grandma a little over to the R, so she takes
up more room? If not, maybe instead we
add something to the walls (since it's
Keyana's room)? Perhaps we could pick up
some of the fun/zany things she has in her
room from Book 1?


Where is this taking place?
The whiteboard and table
suggest she's in the
classroom, but her Grandma
appears to be here, too.

This is her bedroom (she has
a whiteboard and table in her
bedroom in previous books).

DES: I'm not sure about
Keyana facing away from us
(especially since we don't see
all of Grandma's face, either).

I'm ok with the positioning of
Grandma, but maybe we
should have Keyana turned
around instead?

Could try at least seeing her
side profile, but maybe she's
showing off her drawing to
Grandma instead, so we see
Keyana's full face!



After a full day of school, I brainstorm ideas for my quilt square in my room. I'll make cutouts of musical notes for singing with Ms. Lewis, I'll sketch a fantastical, galactical spaceship tree, and last but not least, I'll draw the cover of my favorite book.



Up Periscope!

How Raye Montague
Changed the Course
of Shipbuilding

Written by
Jennifer Swanson

Illustrated by
Veronica Miller Jamison

What the artist sent

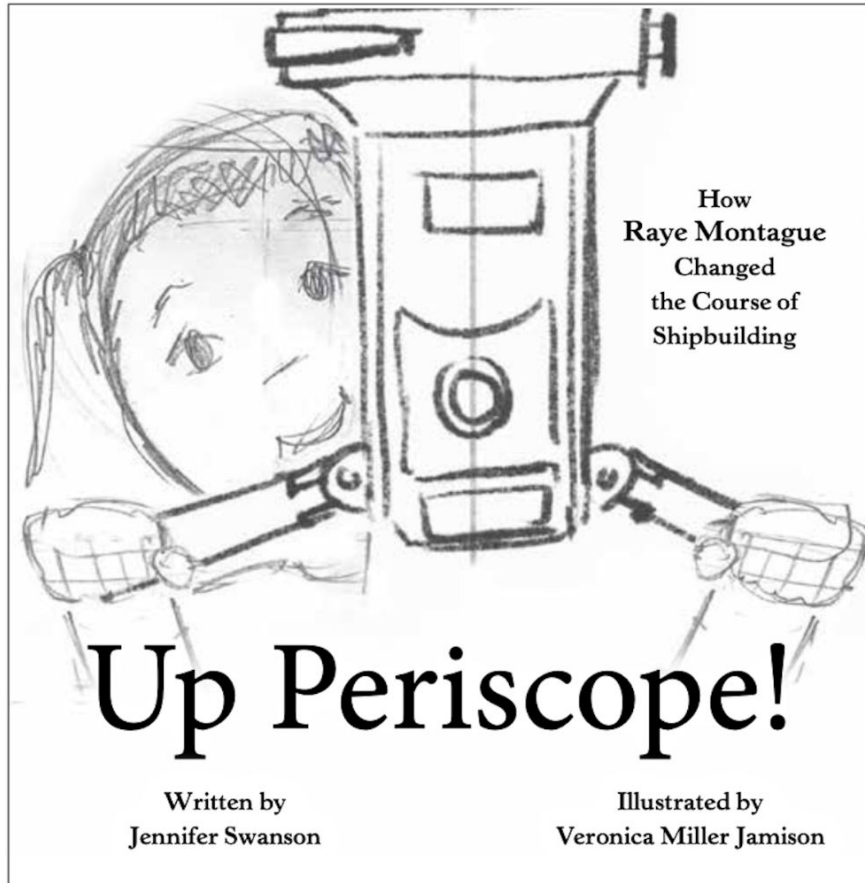
Up Periscope!

How Raye Montague Changed
the Course of Shipbuilding

Written by
Jennifer Swanson

Illustrated by
Veronica Miller Jamison

What I came up with




How
Raye Montague
Changed
the Course of
Shipbuilding

Up Periscope!


Written by
Jennifer Swanson

Illustrated by
Veronica Miller Jamison


An extra one for good measure



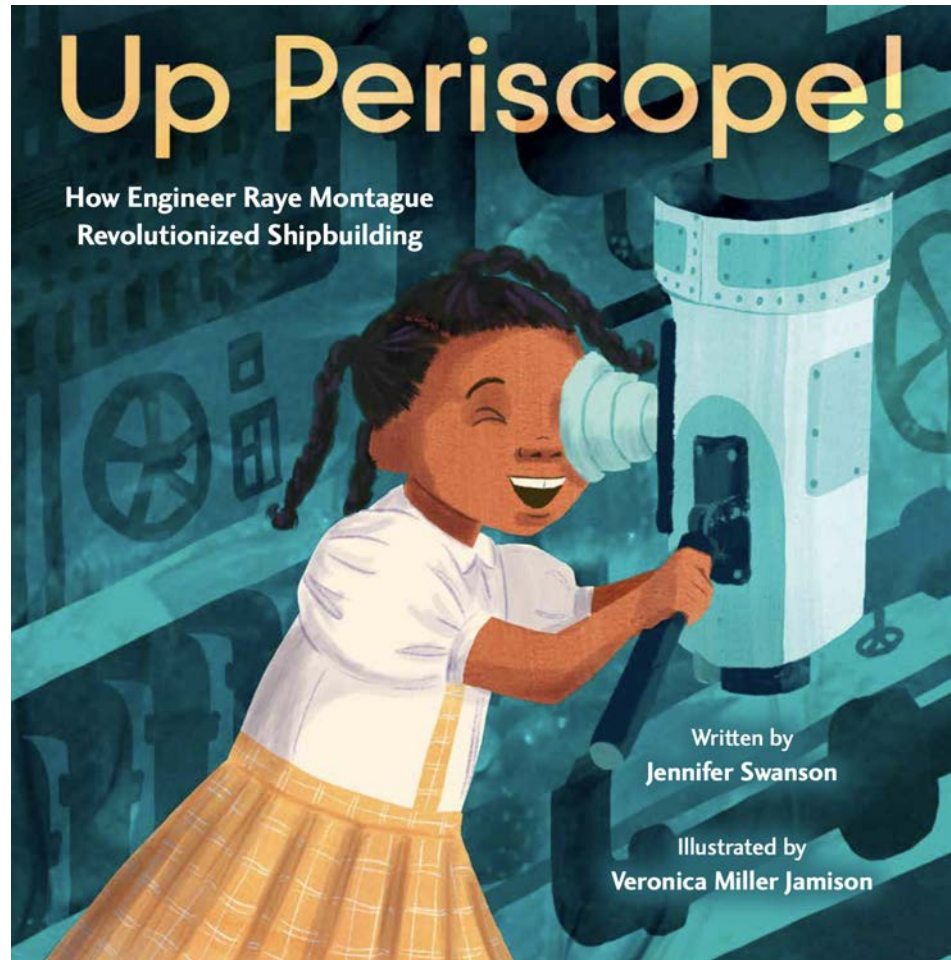
A

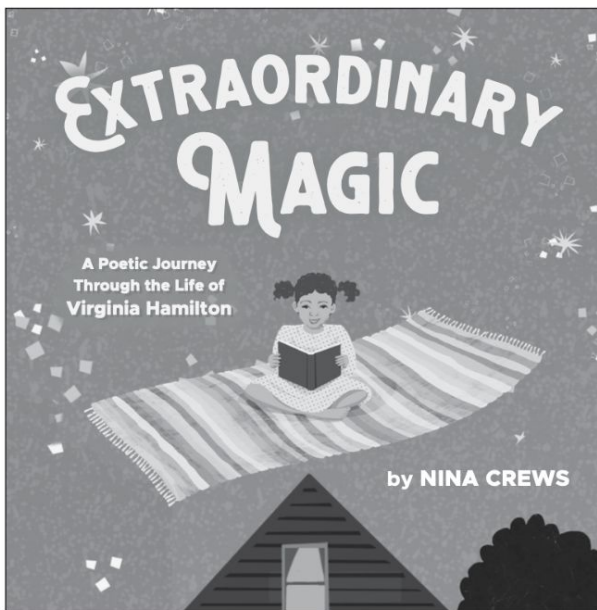


B

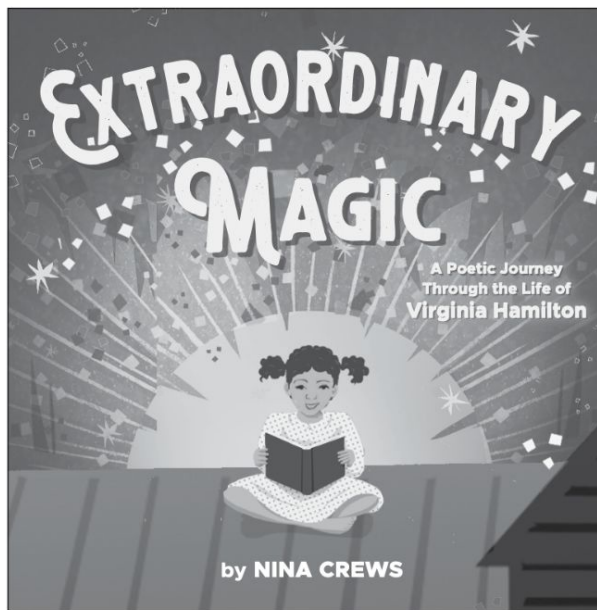


C

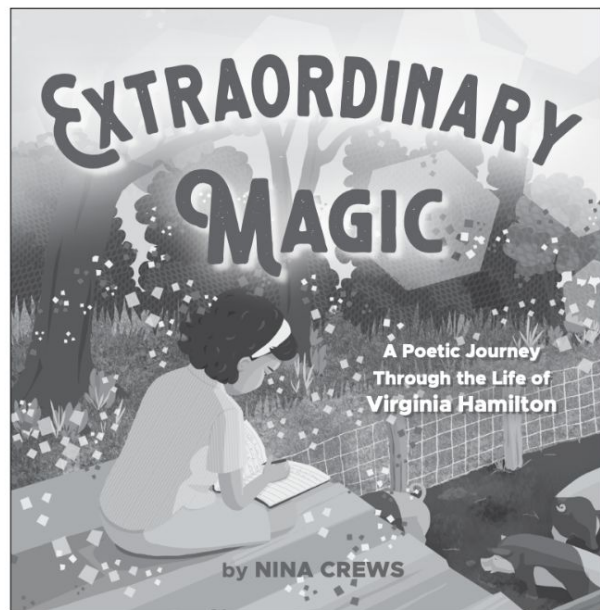




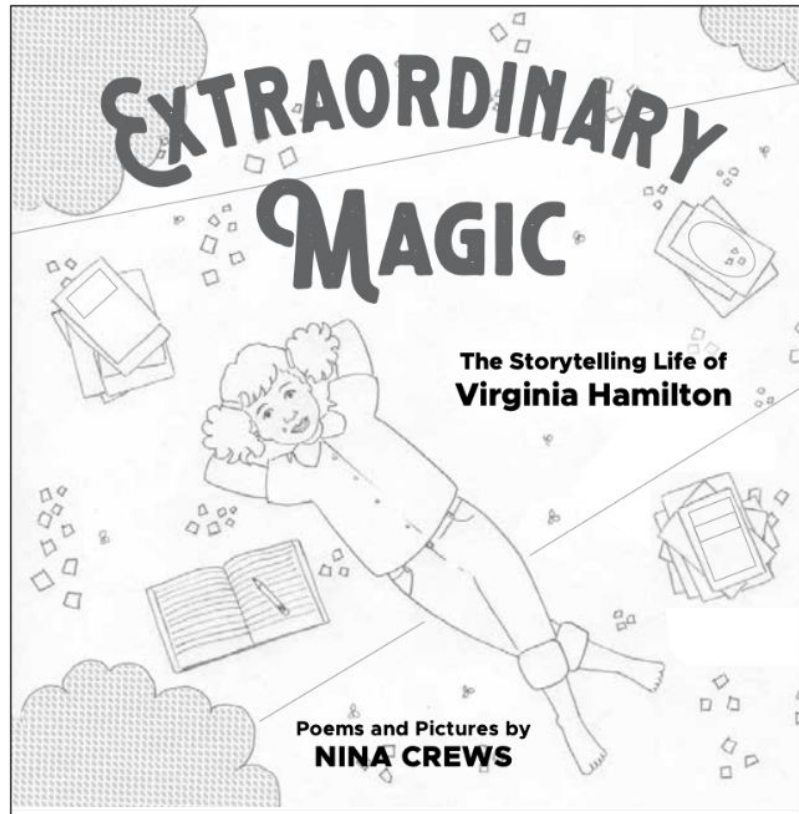
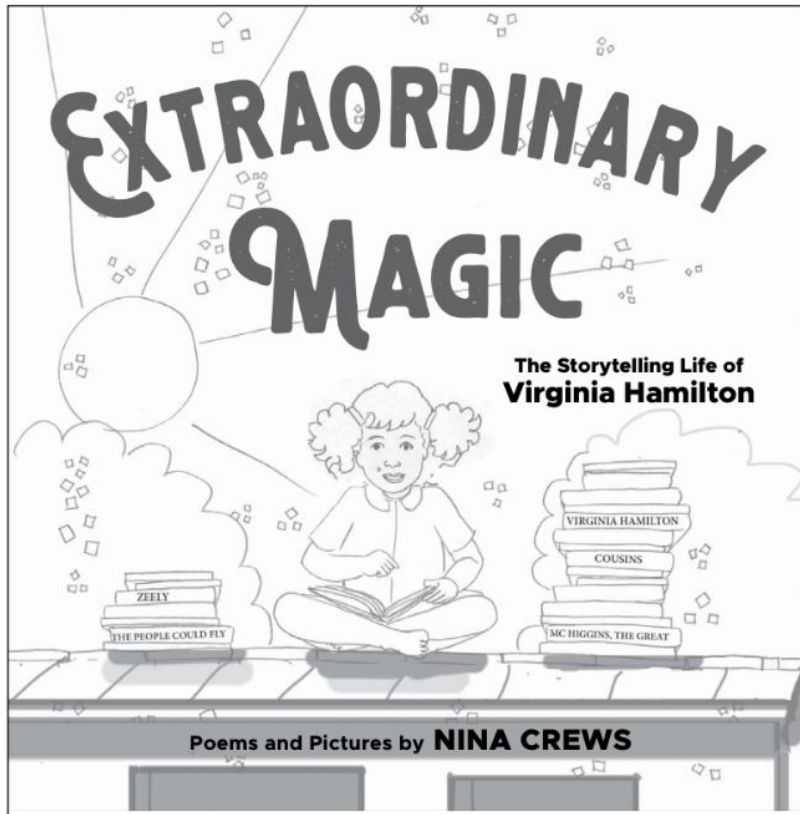
1



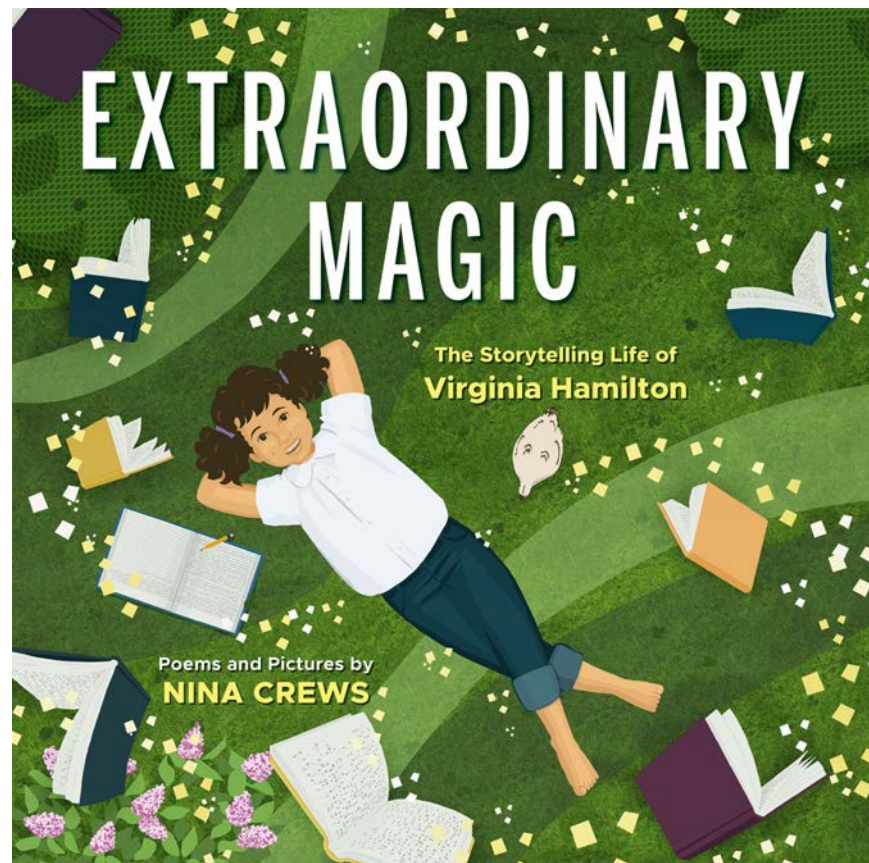
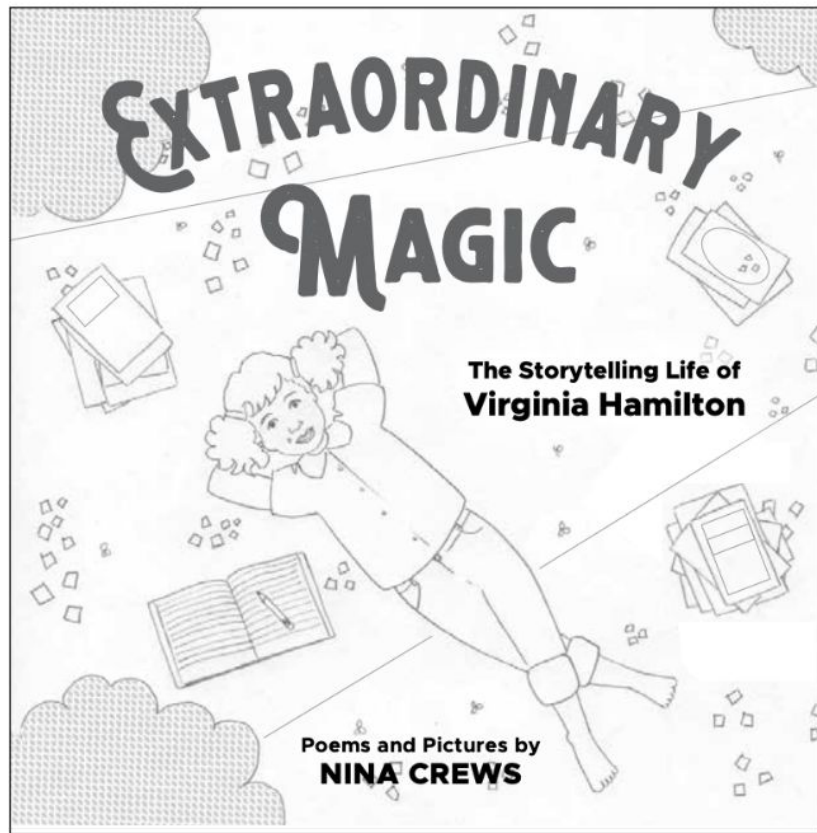
2



3



The artist's ideas based on my concepts



Final cover.




1




2




3





A



B



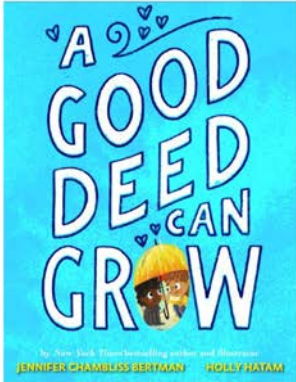
C



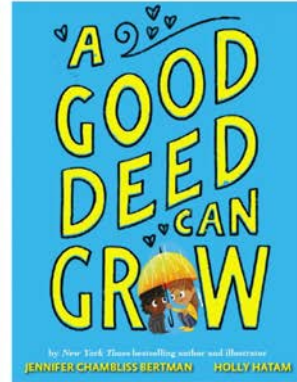
D



A



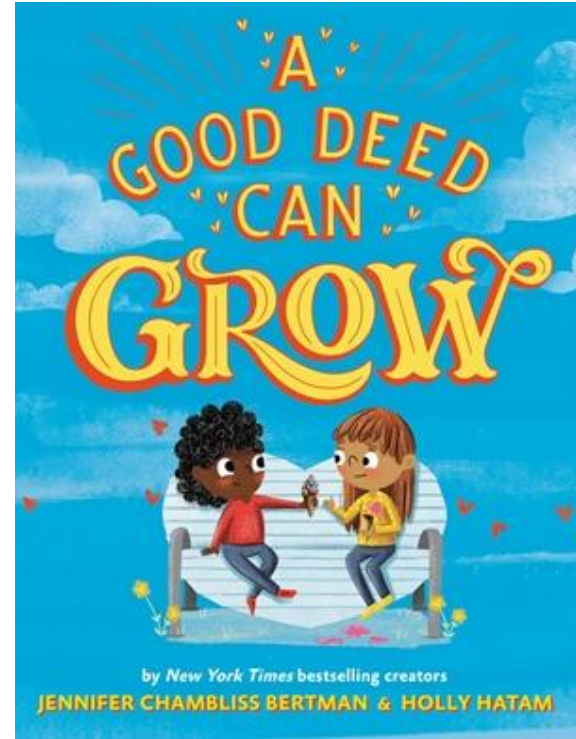
B



C



D
























by New York Times bestselling creators
JENNIFER CHAMBLISS BERTMAN & HOLLY HATAM

 Send  Discard  Attach File  Signature  Sensitivity ...

From: Tracy Shaw (Tracy.Shaw@hbgusa.com) 

To: | Cc Bcc

Subject: **Mechs due to route** Priority 

Calibri (Body) 11  **B** *I* U                    

These are a rush, please return ASAP!!!

Thanks!

Tracy



Gideon Sterer is the *New York Times* bestselling author of *The Christmas Owl*, *I Will Read to You*, *From Ed's to Ned's, Not Your Nest!*, *The Night Knights*, and *The Midnight Fair*, among others. Gideon grew up in upstate New York, where his parents owned a little zoo in which he would run around after hours and let the animals out. He now lives in the Hudson Valley and invites you to visit him online at gideonsterer.com and on Twitter @gideonsterer.



Charlie Mylie is the author and illustrator of *Something for You*, *Anything with You*, and *We Might See*, and the illustrator of *Out on a Limb* by Jordan Morris. He has worked extensively with the founders of the Rabbit Hole, an immersive children's literature museum, and lives in Kansas City with his wife and son. Charlie invites you to visit him online at charliemylie.com and on Instagram @charliemylie.

FK

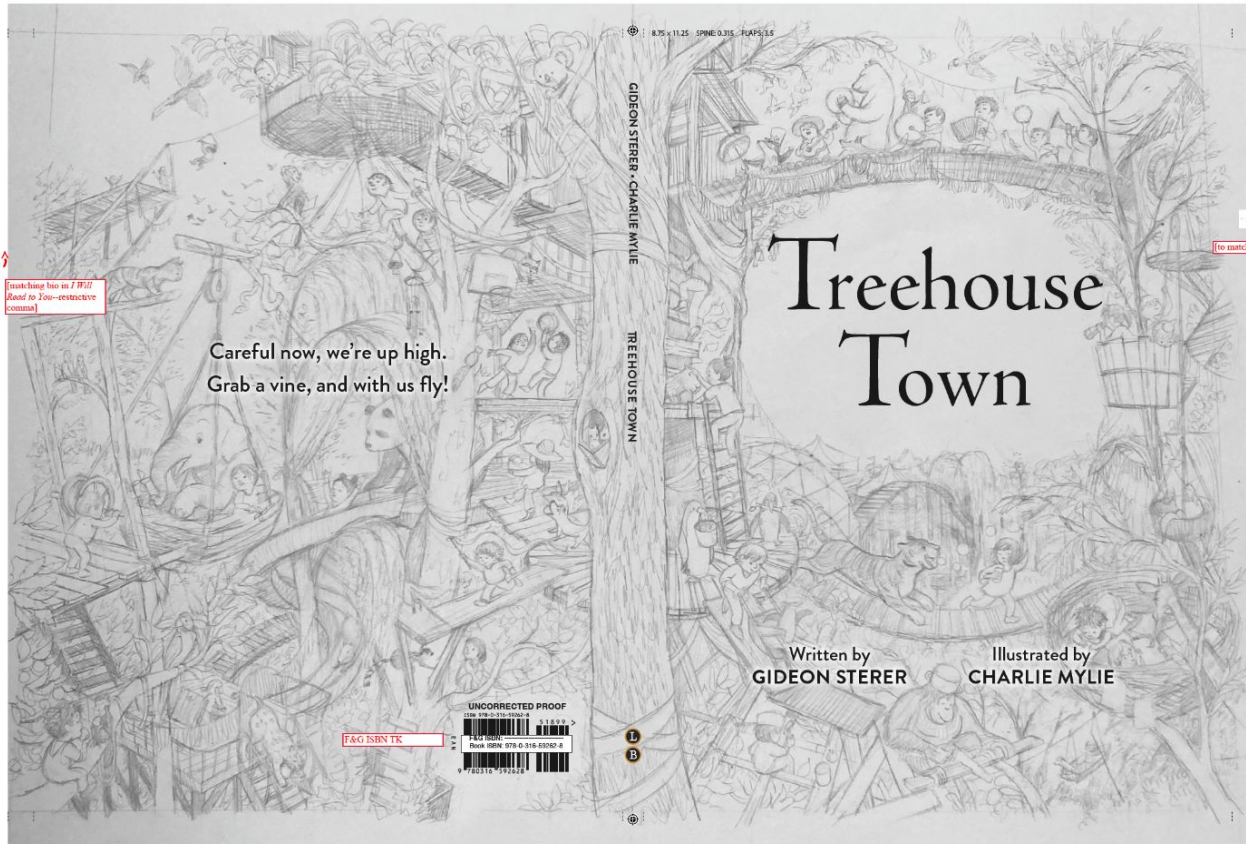
[SPOT ART TK]

Visit us at LBYR.com
 with [#hashtagTK](https://www.instagram.com/hashtagtk/)

#TreehouseTown

Jackal art © 2024 by Charlie Mylie
 Jackal design by Team Slane
 Jackal © 2024 Hachette Book Group, Inc.

TreehouseTown_24_1P.indd 1



Careful now, we're up high.
 Grab a vine, and with us fly!

Treehouse Town

Written by **GIDEON STERER**
 Illustrated by **CHARLIE MYLIE**

UNCORRECTED PROOF
 ISBN 978-0-318-53062-8
 0 318 53062 8
 Book ISBN 978-0-318-53062-8
 9 780318 532622

F&G ISBN TK

\$18.99 U.S.
 \$23.99 CAN.

Hidden high above the ground,
 we welcome you . . .

to Treehouse Town.

Come wander through the Birch Bazaar,
 grab a snack on Papaya Path,
 hitch a ride on the Tulip Train,
 or take a snooze along Willow Way.

Explore the library in the hemlocks,
 slide through sycamore trap doors,
 or play birdball high above the treetops.

There's something for everyone
 in Treehouse Town,
 a world built by children
 and as endless as their imaginations.

You may never want to leave.

[SPOT ART TK]

FK

1/18023 2401 PM



April Freeman

Gideon Sterer is the *New York Times* bestselling author of *The Christmas Owl*, *I Will Read to You*, *From Ed's to Ned's*, *Not Your Nest!*, *The Night Knights*, and *The Midnight Fair*, among others. Gideon grew up in upstate New York, where his parents owned a little zoo in which he would run around after hours and let the animals out. He now lives in the Hudson Valley and invites you to visit him online at gideonsterer.com and on Twitter @gideonsterer.



Blair Coombs


Charlie Mylie is the author and illustrator of *Something for You*, *Anything with You*, and *We Might See*, and the illustrator of *Out on a Limb* by Jordan Morris. He has worked extensively with the founders of the Rabbit Hole, an immersive children's literature museum, and lives in Kansas City with his wife and son. Charlie invites you to visit him online at charliemylie.com and on Instagram @charliemylie.



Visit us at LBYR.com
#TreehouseTown

Jacket art © 2024 by Charlie Mylie
Jacket design by Tracy Shaw
Jacket © 2024 Hachette Book Group, Inc.

Careful now,
we're up high.
Grab a vine,
and with us fly!




GIDEON STERER - CHARLIE MYLIE

TREEHOUSE TOWN

UNCORRECTED PROOF

ISBN 978-0-312-55061-4
P&G # 078-0-312-55061-4
Stock # 078-0-312-55061-4
9 780312 550614

1
B



TREEHOUSE TOWN

Written by
GIDEON STERER

Illustrated by
CHARLIE MYLIE

\$18.99 U.S.
\$23.99 CAN.



Hidden high above the ground,
we welcome you . . .

. . . to Treehouse Town.

Come wander through the Birch Bazaar,
grab a snack on Papaya Path,
hitch a ride on the Tulip Train,
or take a snooze along Willow Way.

Explore the library in the hemlocks,
slide through sycamore trapdoors,
or play birdball high above the treetops.

There's something for everyone
in Treehouse Town,
a world built by children
and as endless as their imaginations.

You may never want to leave.

Top 5 Tips

(in no particular order)

1. Your portfolio is Your golden ticket.

Take care of it - update as needed and curate to the viewer.

Your best portfolio . . .

- 8-12 pieces
- Can vary in style, but try to keep it to under 3 and have multiple pieces in that style
- Change it for your audience
- Include B&W pieces *if* you'd like to do interiors for novels
- Organize by intended use.
- If picture books, show consistency with a character in 3 pieces, with different emotions, poses, sizes.
- Show your best pieces first and last
- Only include what you **LOVE** to do!

Not everything has to be perfect!




**2. Live by your
best practices.**



3. Embrace Etiquette!



Trust us!









**4. Always be
networking.**





5. Stay positive.



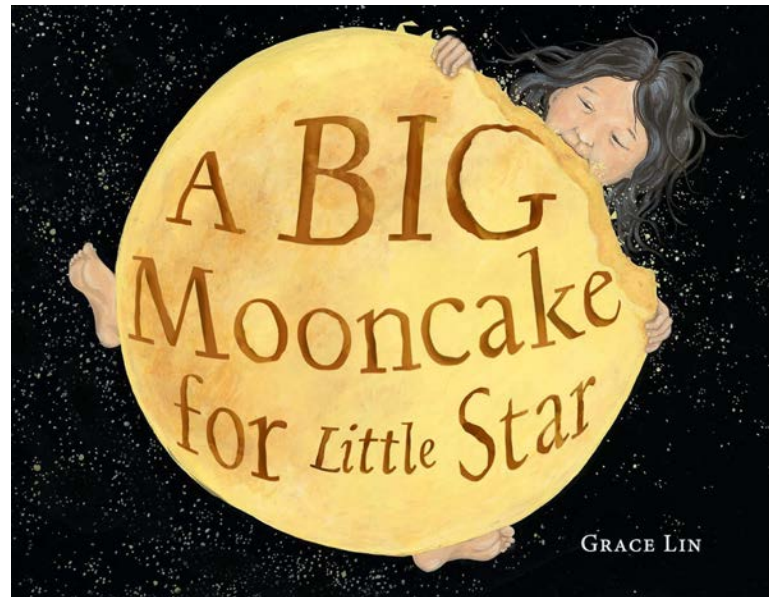

Success Stories






Peter Brown







Grace Lin

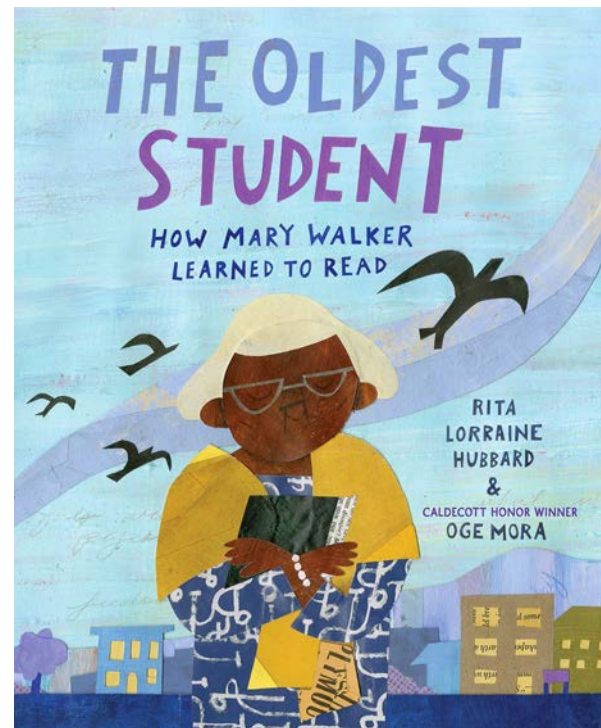
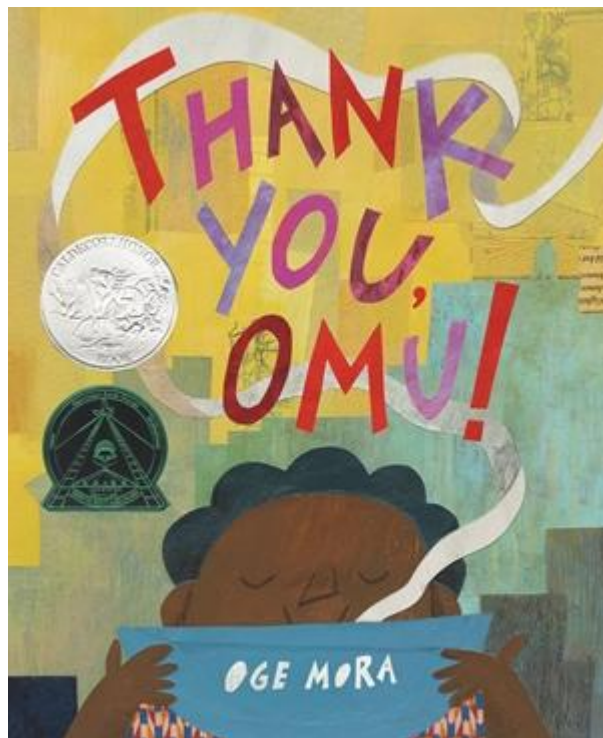


ANNIVERSARY EDITION

The Ugly Vegetables



Grace Lin



Oge Mora

QUESTION TIME!